

再興學校2010美東教育學習之旅

第十六日→7月22日

上課實驗→GYM center→PLAY發表

今天是此行學習上課的最後一天，所有的同學將於各課程上完後，依組別提出成果發表，最先發表的是今晚的PLAY表演 …



8:45分--上課前集合點名時間




9:00--分組上課前的整體複習與討論
Dr. Beth會將前一天Field Trip和大家討論並提出問題發問以確定同學們都能瞭解所參與的Field Trip內容

Flounder : Fish Biology




Dr. Andie先以投影片講解魚的生態再教大家如何解剖



Flounder : Fish Biology



TA協助同學們找出魚的各部構造



哇!這是真的鯊魚喔

Flounder : Fish Biology



同學們準備好動刀解剖鯊魚囉...



Jellyfish : Ocean Circle



Dr. Beth要大家先畫出想像中的wave形狀



然後利用玻璃珠碰撞實驗來認識波的形成原理




Jellyfish : Ocean Circle



利用吹風機的不同程度風力製造出不同大小的波浪



Jellyfish : Ocean Circle



Clam : Life in Water



同學們感受深海低溫





Dr. Aaren 先以圖解生活在海裡的生物



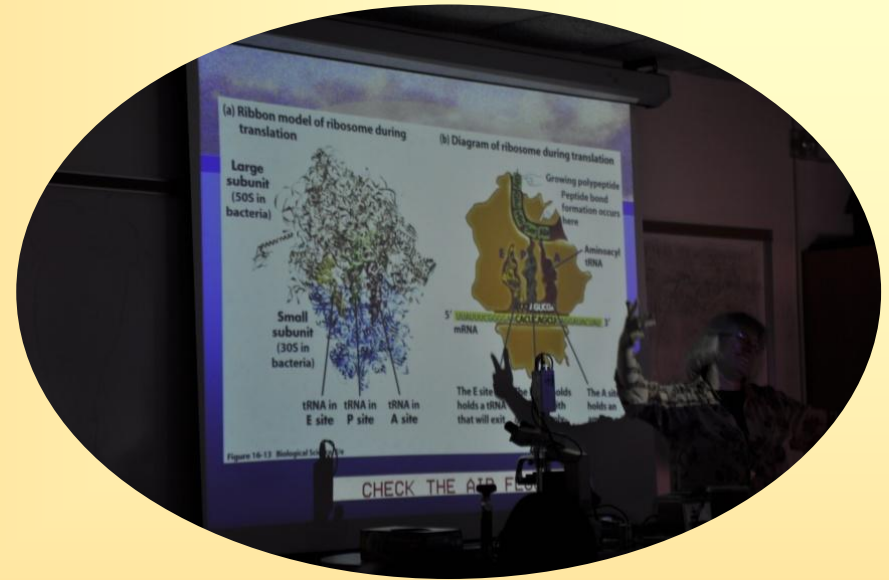
Clam : Life in Water




Dr. Aaren 解釋深海低溫及防寒手套作用



Crab : Microbes





Dr. Jonna要同學先認識細胞分類及如何查詢認識新品種




顏組長協助翻譯說明相關專有名詞BLAST , DNA, RNA

Crab : Microbes



Crab : Microbes

用顯微鏡觀察在水裡及泥土中不同浮游生物並查出品種類別



學生心得分享

By Louis 池宇澄

Today, we had to distinguish the RNA of organisms and look microorganism. When I saw the serial number listed in the computer, I felt dizzy. Next experiment, we had to use microscope to see the organisms. At beginning, I didn't know how to use it, so the teacher help me to operate. I was so happy when I saw the organisms.

By Jack 吳冠霖

Today is Thursday. I learned something from the computer, ex. : microorganism arranged in a row. I learned the terms of microscope by English in today. I'm very happy today. I like this school. I enjoy the learning in Adelphi.

By Steven 辜詔堃

Is there anything in the mud ? Maybe I would say nothing before today, I couldn't believe that there are many different things in the mud ! When I used microscope to observe the mud, I found many common freshwater and microorganisms, like Amoeba, Euplotes or Dileptus. What a amazing and small world ! It's more interesting than I did in Tsai Hsing.

By Nick 劉河南

Today, I got lot of knowledge about microorganisms. Microorganisms are classified into 2 types. The teacher taught us how to search the DNA about microorganisms. It's the first time for me to see the DNA in the computer. Then, teacher wanted us to write down it and by using the microscope to see it. I am happy to learn this lesson.




在最後實驗課程後,大家到Adelphi校園拍照留影





Perform PLAY

今晚是PLAY的重頭戲:成果發表,尤其是Group B, 在教授堅持下,隨同的中師未曾隨堂上課下,期待驚喜的出現…在等待開始之前, Dr. Bill先帶大家暖身



Perform PLAY – Group A->第1-2組

[各組錄影觀賞連結](#)



Group A的Vicky老師介紹這一組的表演順序



Perform PLAY – Group A ->第3-4組



Perform PLAY – Group A->第5-7組



Perform PLAY – Group B 第1-2組

將此行參訪的旅遊景點以詩的方式朗誦, 分別用中文和英文兩種呈現



Perform PLAY – Group B 第3-4組



Perform PLAY – Group B 第5-6組



董事長偕夫人前來觀賞



Perform PLAY – Final 大合照

同學竟唱起校歌來,讓教授們都十分驚喜

